

FERRARI

THOR V80
AR/RS



language



MUCH MANY ADVANTAGES WITH THOR V80



TOP COMFORT FOR THE DRIVER,
with comfortable driver seat and controls easy to operate and ergonomically placed.

REVERSIBLE DRIVING POSITION
(optional) to work with the front implement, improving safety and operating comfort.

DOUBLE CIRCUIT HYDRAULIC SYSTEM
and independent pumps with high oil flow to rear remote control valves.

OIL-BATH MULTIPLE DISC CLUTCH
located inside the transmission to reduce engine projection and tractor length, for improved handling.

REAR PTO
independent and synchronised with the inching movement. Oil-bath multiple disc clutch and electro-hydraulic control on the dashboard.

TOTAL OPERATING SAFETY
thanks to the low centre of gravity, to 4WD and oil-bath disc brakes.

PERFECT SUBDIVISION OF LOADS ON THE AXLES,
to improve output, stability and drive of the machine in work outfit.

VM ENGINE
4 cylinder, 73 HP with direct injection and counter-rotating masses: oversized, reliable and with reduced consumption.

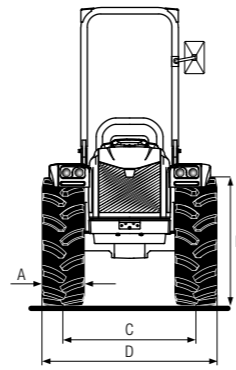
ISODIAMETRIC WHEELS AND SHORT WHEEL-BASE
reduce the steering radius as much as possible, so that the tractor can easily move even in narrow places.

TRANSMISSION WITH OS-FRAME,
swinging up to 15° to guarantee efficiency and stability on very rough grounds.

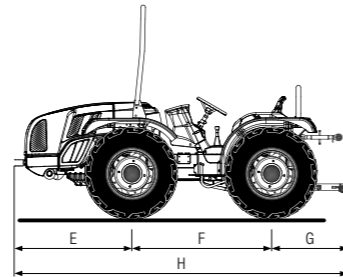


TECHNICAL DATA THOR V80 AR

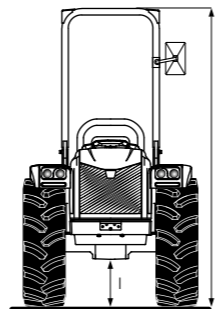
	250/80-18	11.5/80-15.3	280/70R18	320/65R18	250/85R20
	with adjustable rim	with fixed rim	with adjustable rim	with adjustable rim	with adjustable rim
A Tyre width (mm)	240	290	282	320	245
B Tyre diameter (mm)	879	888	849	873	940
C Wheel track min/max (mm)	912/1216	1052/1076	960/1284	1002/1216	880/1334
D Width min/max (mm)	1152/1456	1342/1366	1242/1566	1322/1536	1125/1579



	300/70R20	340/65R20	31x15.50-15 XTC	31x15.50-15 STG
	with adjustable rim	with adjustable rim	with fixed rim	with fixed rim
A Tyre width (mm)	286	343	368	394
B Tyre diameter (mm)	942	958	800	800
C Wheel track min/max (mm)	984/1364	984/1364	1006/1120	1120
D Width min/max (mm)	1270/1650	1327/1707	1374/1488	1514



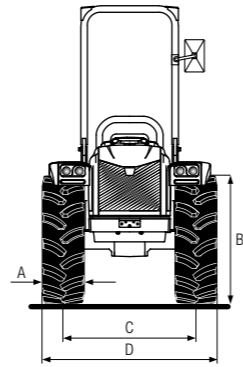
Dimensions Thor V80 AR (mm):					
E	F	G	H	I min/max	L min/max
1260	1450	850	3560	248/328	2155/2245



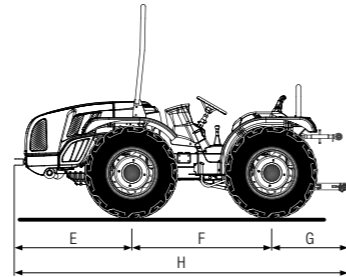
TECHNICAL FEATURES	THOR V80 AR
ENGINE	VM D754 TE3
Number of cylinders	4
Displacement (cm ³)	2,970
Intake	Turbo
Fuel system	Direct injection
Emission level	Tier 3A
Balancing	Counter-balance shafts
Power (kW/HP)	53.7 / 73
Rated speed (rpm)	2,300
Maximum torque (Nm/rpm)	250 / 1,600
Cooling	Liquid
Tank capacity (lt)	54 lt
CHASSIS	Swinging integral chassis OS-FRAME with central articulation
DRIVE	Four-wheel drive, permanent
TRANSMISSION	32 speeds synchronized gearbox: 16 FWD and 16 REV with synchronized reverser
Transmission clutch	Multidisc in oil bath with hydraulic control
DIFFERENTIAL	Simultaneous front and rear differential lock with electro-hydraulic control
AXLES	Front and rear with epicyclic reduction units. Front axle, oscillating in the middle (approx. ±15°)
REAR PTO	Independent from the gearbox and synchronized with forwarding speed. Engageable under load with brake in disengaged position
PTO clutch	Multidisc in oil bath with electro-hydraulic control
PTO rotation speed (rpm)	Standard: 540/540E - Optional: 540/1,000
HYDRAULIC SYSTEM	Double circuit with independent pumps and heat exchanger
Flow rate to the hydroguide and the electro-hydraulic controls (lt/min)	31
Flow rate to the lift and the control valves (lt/min)	31 (optional oversized pump with flow rate 49 lt/min)
Maximum hydraulic pressure (bar)	180
REAR CONTROL VALVES	Mechanical control
Standard	1 single acting and 2 double acting
Optional and replacing the standard ones	With lift by rams: 1 single acting, 1 double acting and 1 double acting with float or 3 double acting. With lift with position and draft control: 1 single acting and 1 double acting or 1 double acting and 1 double acting with float
ELECTRIC SYSTEM	Battery 100 Ah - Alternator 70 A
Rear power outlets	7 pin
REAR LIFT	Standard: by two external rams - Optional: position and draft control
Three-point hitches	Standard: standard couplers cat. 1 and 2. Optional: quick couplings, L-shaped, cat. 1 and 2, arms with adjustable length and hooks with adjustable width
Three-point tie bar	Standard: with manual adjustment - Optional: hydraulically controlled upper link and tie rod link arm
Ball joint lifting capacity (kg)	2,300
FRONT LIFT (optional)	By two external rams with front protection and 2 double acting control valves
Three-point hitches	Rigid with quick couplings cat. 1
Lifting capacity (kg)	800
DRIVING PLATFORM	Monodirectional or Reversible with rotating platform and duplicated pedals
Steering wheel	With adjustable height
Seat with safety belt	Standard: comfortable sprung seat, adjustable according to the driver's weight - Optional: "Kab Seating"
SERVICE BRAKES	Disc in oil bath with mechanical control, acting on the rear wheels
Parking brake	Acting on service brakes
STEERING	Hydrostatic steering acting on central articulation. Reversible version with flow deviator for steering unit
SAFETY	Front homologated roll-bar
INSTRUMENT PANEL	With digital display complete with: tachograph/rate gyro, water thermometer, warning light for oil pressure and acoustic alarm, simultaneous reading of engine r.p.m., forwarding speed and PTO rotation speed
TYRES (standard)	250/80R18
Optional	11.5/80-15.3 * 280/70-18 * 320/65R18 * 250/85R20 * 300/70R20 * 340/65R20 * 31x15.50-15 XTC or STG * 13.6-16 Garden
TOW HOOKS (standard)	Rear CUNA and front
Optional	Rear tow hook: EC approved or EC approved (Slider type) or CUNA (Slider type)
WEIGHT in order of speed	
With roll-bar (kg)	1,960
OPTIONAL	Front bumper, Beacon lamp, Front weight and weights for wheels, Self Cleaning System, Oil filter protection kit, Muffler protection kit, Cyclone prefilter with external air intake

TECHNICAL DATA THOR V80 RS

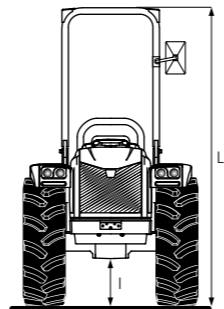
	340/65R18	280/70R18	320/65R18	250/85R20	300/70R20
	with adjustable rim	with adjustable rim	with adjustable rim	with adjustable rim	with adjustable rim
A Tyre width (mm)	343	282	320	245	286
B Tyre diameter (mm)	899	849	873	940	947
C Wheel track min/max (mm)	1098/1538	1098/1538	1098/1538	1046/1588	1134/1618
D Width min/max (mm)	1441/1881	1380/1820	1418/1858	1291/1833	1420/1904



	320/70R20	340/65R20	31x15.50-15 XTC	31x15.50-15 STG	13.6-16 Garden
	with adjustable rim	with adjustable rim	with fixed rim	with fixed rim	with fixed rim
A Tyre width (mm)	316	343	368	394	391
B Tyre diameter (mm)	975	958	800	800	968
C Wheel track min/max (mm)	1134/1618	1134/1618	1260/1374	1260/1374	1240/1400
D Width min/max (mm)	1450/1934	1477/1961	1628/1742	1654/1768	1631/1791



Dimensions Thor V80 RS (mm):					
E	F	G	H	I min/max	L min/max
1260	1450	850	3560	248/328	2155/2255



TECHNICAL FEATURES	THOR V80 RS
ENGINE	VM D754 TE3
Number of cylinders	4
Displacement (cm³)	2,970
Intake	Turbo
Fuel system	Direct injection
Emission level	Tier 3A
Balancing	Counter-balance shafts
Power (kW/HP)	53.7 / 73
Rated speed (rpm)	2,300
Maximum torque (Nm/rpm)	250 / 1,600
Cooling	Liquid
Tank capacity (lt)	54 lt
CHASSIS	Swinging integral chassis OS-FRAME with steering wheels
DRIVE	Four-wheel drive, permanent
TRANSMISSION	32 speeds synchronized gearbox: 16 FWD and 16 REV with synchronized reverser
Transmission clutch	Multidisc in oil bath with hydraulic control
DIFFERENTIAL	Simultaneous front and rear differential lock with electro-hydraulic control
AXLES	Front and rear with epicyclic reduction units. Front axle, oscillating in the middle (approx. ±15°)
REAR PTO	Independent from the gearbox and synchronized with forwarding speed. Engageable under load with brake in disengaged position
PTO clutch	Multidisc in oil bath with electro-hydraulic control
PTO rotation speed (rpm)	Standard: 540/540E - Optional: 540/1,000
HYDRAULIC SYSTEM	Double circuit with independent pumps and heat exchanger
Flow rate to the hydroguide and the electro-hydraulic controls (lt/min)	31
Flow rate to the lift and the control valves (lt/min)	31 (optional oversized pump with flow rate 49 lt/min)
Maximum hydraulic pressure (bar)	180
REAR CONTROL VALVES	Mechanical control
Standard	1 single acting and 2 double acting
Optional and replacing the standard ones	With lift by rams: 1 single acting, 1 double acting and 1 double acting with float or 3 double acting. With lift with position and draft control: 1 single acting and 1 double acting or 3 double acting
ELECTRIC SYSTEM	Battery 100 Ah - Alternator 70 A
Rear power outlets	7 pin
REAR LIFT	Standard: by two external rams - Optional: position and draft control
Three-point hitches	Standard: standard couplers cat. 1 and 2. Optional: quick couplings cat. 1 and 2, arms with adjustable length or quick couplings, L-shaped, cat. 1 and 2, arms with adjustable length and hooks with adjustable width.
Three-point tie bar	Standard: with manual adjustment - Optional: hydraulically controlled upper link and tie rod link arm
Ball joint lifting capacity (kg)	2,300
FRONT LIFT (optional)	By two external rams with front protection and 2 double acting control valves
Three-point hitches	Rigid with quick couplings cat. 1
Lifting capacity (kg)	800
DRIVING PLATFORM	Monodirectional or Reversible with rotating platform and duplicated pedals
Steering wheel	With adjustable height
Seat with safety belt	Standard: comfortable sprung seat, adjustable according to the driver's weight - Optional: "Kab Seating"
SERVICE BRAKES	Disc in oil bath with mechanical control, acting on the rear wheels
Parking brake	Acting on service brakes
STEERING	Hydrostatic steering acting on front wheels. Reversible version with flow deviator for steering unit
SAFETY	Front homologated roll-bar
INSTRUMENT PANEL	With digital display complete with: tachograph/rate gyro, water thermometer, warning light for oil pressure and acoustic alarm, simultaneous reading of engine r.p.m., forwarding speed and PTO rotation speed
TYRES (standard)	280/70R18
Optional	340/65R18 * 320/65R18 * 250/85R20 * 300/70R20 * 320/70R20 * 340/65R20 * 31x15.50-15 XTC o STG * 13.6-16 Garden
TOW HOOKS (standard)	Rear CUNA and front
Optional	Rear tow hook: EC approved or EC approved (Slider type) or CUNA (Slider type)
WEIGHT in order of speed	
With roll-bar (kg)	2010
OPTIONAL	Hydraulic suspension with accumulator including 1 flow regulator, 1 double acting and 1 double acting with float (Replacing the standard ones), Front bumper, Beacon lamp, Front weight and weights for wheels, Self Cleaning System, Oil filter protection kit, Muffler protection kit, Cyclone prefilter with external air intake

THE SERVICES



SPARE PARTS

A complete range of original spare parts, guaranteed directly by the manufacturer.



ASSISTANCE

A team of specialists, well prepared and available to assure an efficient and resolving service.



WARRANTY

A precise certainty for the customer's satisfaction: 2-year warranty included in the price.



LUBRICANTS

We recommend to use the original PowerLube lubricants.



FINANCIAL SERVICES

Financial solutions to meet the credit requirements.



M A D E I N I T A L Y

BCS S.p.A.

Viale Mazzini, 161
20081 Abbiategrasso (Milano)
Tel. +39 02 94821
Fax +39 02 94960800
info@bcs-ferrari.it

www.ferrariagri.it

