

HOLDER

NO COMPROMISES

HOLDER B 250

BENEFITS, FEATURES AND TECHNICAL DATA



HOLDER B 250



CABIN

- Comfort cabin with air conditioning and 360° circumferential visibility
- Sliding windows on both sides
- Very spacious even for tall and big drivers
- Air-suspended driver's seat incl. seat-heating, height-adjustable and longitudinally adjustable, with longitudinal-horizontal suspension

Perfect view of attachments and maximum working comfort

OPERATING CONSOLE

- Resonating armrest mounted to the seat
- 1-hand operation
- The most important functions are on the joystick including forward/reverse, speed control and operation of the control valves
- Drive program control for 4 driving and working steps with limit load control

Intuitive operation allows you to fully concentrate on the work



SERVICE ACCESS

- Hydraulically tiltable engine compartment cover with integrated tipping framework (incl. hitched device)
- Hydraulically tiltable cabin
- Tanks which can be swung out on both sides
- Battery accessible from the outside, e.g. for jump starting

Daily servicing work is possible without disassembling the attachments



FRONT ATTACHMENT

- Front power lift is movable 3-dimensionally and double-acting, with vibration damping, arrester hooks adjustable from KAT IN to KAT I
- Lifting power up to 1100 kg
- Up to 4 double-acting control valves (plug-in couplings are drip-free), of which 3 with floating position
- Up to 80 l/min hydraulic power for the powering of devices
- External operation



REAR ATTACHMENT

- Double-acting rear power lift with vibration damping, arrester hooks are adjustable from KAT IN to KAT I
- Lifting power up to 1100 kg
- Up to 2 double-acting control valves (plug-in couplings are drip-free)
- Up to 80 l/min hydraulic power for the powering of devices
- Hydraulic PTO shaft
- External operation



1.98 m





OTHER BENEFITS

- 1.98 m overall height with 26x12-12 tyres
- Robust frame build
- Hydrostatic drive via 4 wheel motors
- 2-stage steering for more direct steering ratio, e.g. when maneuvering
- Thanks to extraction from above, always clean motor air, cooling air and fresh air in the cab
- Corrosion protection: all steel components are EPD-coated, plug-in couplings in ZINi, vehicle is waxed
- Transport speed up to 40 km/h
- Official approval and homologation for road service




3 ATTACHMENT AREAS

- 2 standardised attachment areas (front and rear lift) as well as 3rd attachment area for hitching devices (e.g. spreader, flatbed)
- 1-person device mounting without tools



STEPLESS DRIVING UP TO 40 KM/H

- No traction interruptions
- Transport: automotive driving via foot pedal
- Working: speed control via rotary potentiometer on the joystick
- Alternatively, speed control via foot pedal at constant engine speed = SDS traction drive



ELECTRO-HYDRAULIC ATTACHMENT RELIEF

- Weight of the attachment can be transferred to the entire vehicle steplessly
- Due to the electro-hydraulic control, the composition of the soil is maintained optimally
- More traction on inclinations and for slippery ground, protection of the device (e.g. mulching), increased stability when turning around on a hillside



UNIQUE TECHNOLOGY

- Holder articulated steering
- Permanent four-wheel drive
- 4 equal-sized wheels
- Wheel load compensation
- Mechanical differential lock acting on both axles

For more info and user videos, visit www.max-holder.com

WIDE RANGE OF APPLICATION

- Cylinder mowing and large area mowing
- Rotary and flail mulching
- Weed removal
- Scarifying and aeration
- Watering and high-pressure cleaning
- Sweeping and suction cleaning
- Lawn sweeping and synthetic turf cleaning
- Earth handling (front loader)
- Loading and transport
- Snow ploughing and snow blowing
- Snow sweeping and snow loading
- Salt spreading (with attachment, box or funnel spreader)
- Cross-country ski tracks

FIELDS OF APPLICATION:

- Green areas and synthetic turf
- Sports grounds and golf courses
- Sidewalks, roads and public open spaces
- Underground car parks and rails

SECTORS:

- Municipalities and service providers
- Facility management
- Horticulture and landscaping
- Airports and military

With your Holder vehicle, you are able to carry out up to 3 applications at the same time!

WITH US, YOU ARE IN GOOD HANDS

- 24 months guarantee
- 24-hour delivery of spare parts
- Up to 10 years spare parts supply
- Close service network and local partners
- Long service life
- High stability of value
- Rental, financing and leasing
- Europe-wide homologation

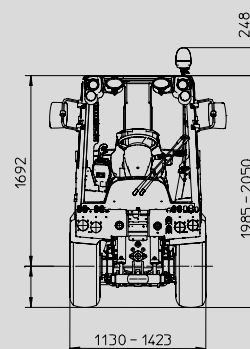
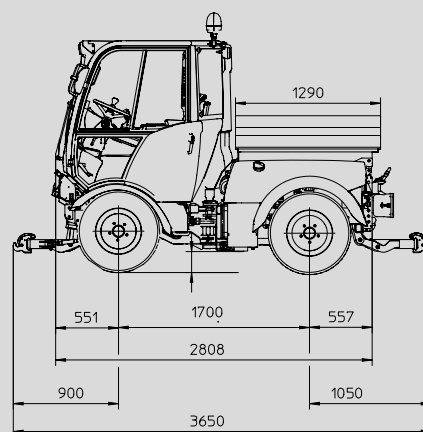
SEE HOLDER IN ACTION:

www.youtube.com/user/maxholdergmbh

TECHNICAL DATA B 250

| | |
|-------------------------------|--|
| ENGINE | Kubota 4-cylinder 4-stroke diesel |
| Displacement | 2615 cm ³ |
| Power | 36.5 kW (50 HP) |
| Torque | 167.5 Nm |
| Cooling | Water cooling. |
| Air filter | Dry air filter with acoustic warning unit. |
| Fuel tank capacity | 65 l |
| Alternator | Max. 90 A/14 V |
| DRIVE | Hydrostatic traction drive. Controlled digital-electrically. Stepless road speed control. Permanent four-wheel drive. 4 wheels of the same size. |
| Differential lock | Mechanical at the front and rear. Simultaneously switchable electrohydraulically. Acts on both axles at 100%. |
| Top speed | 40 km/h |
| PTO shafts | Rear: hydraulically powered, 540 r/min |
| Brakes | Hydraulically actuated drum brake on the front axle. Acts on all 4 wheels as four-wheel brake via the hydrostatic traction drive. Electrically actuated stop brake on the front axle. |
| HYDRAULICS | Hydraulic pump 34 l/min. Optionally extendendable with additional device variable displacement pump 80 l/min. Or: tandem pump 25 l/min + 60 l/min. |
| Hydraulic oil quantity | 38 l |
| Lifting force | Front 1100 kg/rear 1100 kg |
| Three-point lift | Standard three-point. Arrester hook steplessly adjustable from KAT IN to KAT I. |
| Additional control valves | High expandability, adapted for the purpose. |
| CABIN | Comfort 1-person cabin. Mechanically suspended driver's seat. Resonanting multi-function arm rest. |
| Optional additional equipment | Air-suspended driver's seat incl. seat-heating. Heated front window and exterior rear-view mirror. Air conditioning and activated carbon filter. |

| | |
|--------------------------------------|---|
| WEIGHT | Including driver at 75 kg, depending on tyres and equipment. |
| Empty weight | 1791 - 2194 kg |
| Permissible total weight | 3500 kg |
| Permissible axle load | Front 2300 kg/rear 2300 kg |
| Tow bar load on the trailer coupling | Max. 600 kg |
| Towing capacity | Unbraked 1500 kg/ overrun braked 3500 kg/ hydraulic/pneumatic 3500 kg |
| Maximum payload | 1709 kg |
| DIMENSIONS | Depending on tyres |
| Wheel base | 1700 mm |
| Total length | 2808 - 3650 mm |
| Total height with cabin | 1985 - 2050 mm |
| Total outer width | 1130 - 1423 mm |
| Turning circle | Inside 1390 mm |
| Inner flatbed dimensions | 1250 x 1060 x 300 mm or 1330 x 1260 x 300 mm |



Optimum guidance, sales and service at your Holder partner:

Max Holder GmbH
Max-Holder-Straße 1 | D-72555 Metzingen | Germany
Phone: +49 7123 966-0 | Fax: +49 7123 966-213
info@max-holder.com | www.max-holder.com